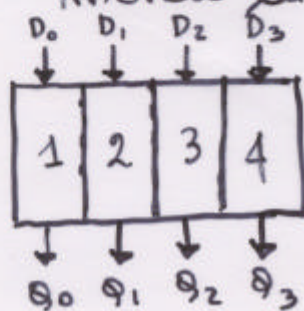


# CLASSIFICAZIONE DEI REGISTRI...

... in base alla modalità di scrittura e lettura dei dati

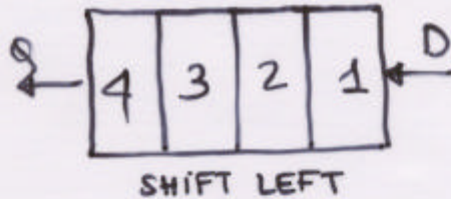
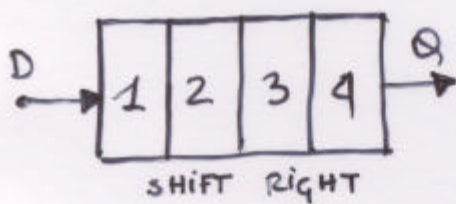
**SERIALE:** i bit sono inseriti o prelevati mediante un unico ingresso/uscita secondo una scansione temporale determinata dal clock

**PARALLELA:** gli  $n$  bit sono inseriti o prelevati mediante  $n$  ingressi/uscite in corrispondenza del comando di clock.



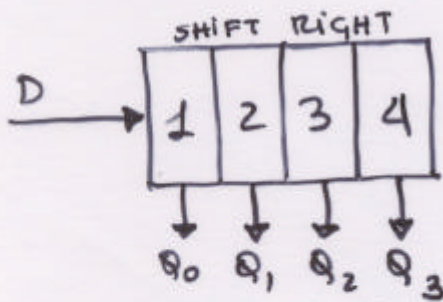
PIPO

PARALLEL INPUT - PARALLEL OUTPUT



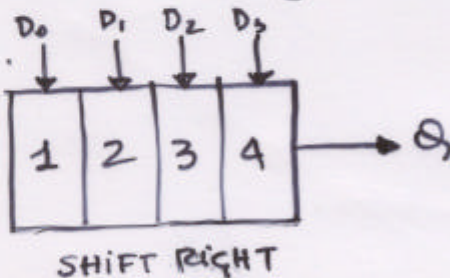
SISO

SERIAL INPUT - SERIAL OUTPUT



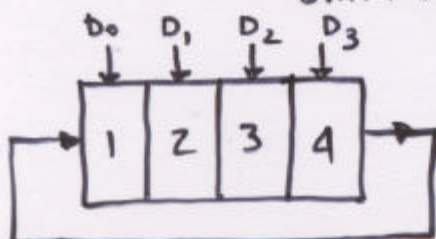
SIPO

SERIAL INPUT - PARALLEL OUTPUT



PISO

PARALLEL INPUT - SERIAL OUTPUT



REGISTRO CIRCOLARE  
(ingresso parallelo)